

Modifiers Report

To run a report showing the product modifiers:

Marketplace Home > Marketplace Reports > Stores [Store] > By Product

The screenshot shows the 'Store Revenue Report' page. A yellow callout box at the top states: 'The default report shows current day information using the default of all application types.. The report is a summary of the total revenue.' Below this is an 'Export To CSV' button. The report parameters are set to 'From: 03/27/18 12:00 AM', 'To: 03/27/18 11:59 PM', and 'Report Type: Product'. Under 'Application Type', both 'uStores' and 'uStores Mobile' are checked. A 'View' button is next to the report type dropdown. A 'View Multiple Product Detail Report' button is located below the application type section. At the bottom, a table displays the report data:


<input type="checkbox"/>	Product Name	Quantity Sold	Sales
<input type="checkbox"/>	Magazine Subscription		3 \$89.97
	Total:	3	\$89.97

Annotations with red arrows point to the 'Report Type' dropdown menu and the 'View Multiple Product Detail Report' button.

From the Store Revenue Report page, select date parameters and choose "Product" from the dropdown menu.

Select the checkbox next to each product you would like to view and proceed to Product Detail Report

Modifiers Report



Product Detail Report Print Page 

The default report shows current day information using the default of all application types.

[Back To Store Revenue Report](#)

[Export to CSV](#) ←

Show columns with a zero dollar price adjustment
 Include all modifiers
 Select modifiers to export

From:  To:  [View](#)

Application Type:
 uStores
 uStores Mobile

[Hide Detail](#)

Product Name	Order Id	Purchaser	Date Ordered	Date Fulfilled	Qty Fulfilled	Payment Method	Total Amount Paid
Magazine Subscription : 3 Years / 24	85	Martha McEwan	11/27/2017 02:17:02 PM EST	03/27/2018 05:32:56 PM EDT	1	AmEx	\$39.99

Make desired selections and
“Export to CSV”